




















25 50m Butterfly Women Final

Official

1 Final 13 years

Official


heat Started at: 05:42 PM (+ 8 min)















Lane	Competitor	Age	Club	RT	PTS	Rank	Result
0	 Myla Duncan	13		0.79		10	31.13 Entry: 31.28 -0.15
1	 Imogen Waller	13		0.74		9	31.08 Entry: 30.90 +0.18
2	 Hannah Ker-Fox	13		0.77		5	30.33 Entry: 30.61 -0.28
3	 Sarah Choi	13		0.65		3	29.70 Entry: 30.11 -0.41
4	 Indie Herbert	13		0.66		1	28.36 13yrs ... Entry: 29.29 -0.93
5	 Anae Delande (\	13		0.61		2	28.91 Entry: 29.96 -1.05
6	 Anna Li	13		0.67		4	29.76 Entry: 30.18 -0.42
7	 Amelia McEwan	13		0.69		8	30.84 Entry: 30.68 +0.16
8	 Olivia Xu	13		0.73		6	30.52 Entry: 31.07 -0.55
9	 Sophia Kivileva	13		0.52		7	30.71 Entry: 31.35 -0.64

2 Final 14 years

Official

heat Started at: 05:44 PM (+ 9 min)













Lane	Competitor	Age	Club	RT	PTS	Rank	Result
0	 Youyou Tang	14		0.66		6	30.07 Entry: 30.48 -0.41
1	 Ivy Weatherston	14		0.81		10	30.44 Entry: 30.30 +0.14







2	 Marli Coverdale	14		0.66	5	29.29 Entry: 29.79 -0.50
3	 Sophia McClinto	14		0.64	3	28.92 Entry: 29.39 -0.47
4	 Grace Khelan (V	14		0.58	1	28.00 Entry: 28.77 -0.77
5	 Jade Lyles	14		0.70	2	28.82 Entry: 29.22 -0.40
6	 Georgia Duske	14		0.57	4	29.04 Entry: 29.62 -0.58
7	 Loumen Guagen	14		0.66	7	30.10 Entry: 30.18 -0.08
8	 Amelia-Rose Se:	14		0.62	8	30.37 Entry: 30.45 -0.08
9	 Ella Fritchley	14		0.55	8	30.37 Entry: 30.98 -0.61

3 Final 15 years

Official

heat Started at: 05:46 PM (+ 10 min)




















Lane	Competitor	Age	Club	RT	PTS	Rank	Result
0	 Emma Bryan	15		0.67		7	29.65 Entry: 30.20 -0.55
1	 Pare Teura-Davi	15		0.72		9	30.11 Entry: 29.96 +0.15
2	 Alyssa Bai	15		0.69		5	29.16 Entry: 29.57 -0.41
3	 Tandia Fisher	15		0.69		3	29.04 Entry: 29.50 -0.46
4	 Alanna Rawson	15		0.68		2	28.82 Entry: 28.91 -0.09
5	 Leiana Moh Paa	15		0.72		4	29.14 Entry: 29.21 -0.07
6	 Octavia Mahone	15		0.62		6	29.39 Entry: 29.57 -0.18

7	 Mackenzie Tobin	15		0.66	1	28.79 Entry: 29.81 -1.02
8	 Evie Spencer Sn	15		0.65	8	29.93 Entry: 30.20 -0.27
9	 Holly Sorenson	15		0.63	10	30.33 Entry: 30.31 +0.02

4 Final 16 years

Official

heat Started at: 05:49 PM (+ 12 min)

Lane	Competitor	Age	Club	RT	PTS	Rank	Result
0	 Ella Hanley	16		0.70		6	29.72 Entry: 30.14 -0.42
1	 Lily Smith	16		0.77		7	29.73 Entry: 29.62 +0.11
2	 Ruby Sisam	16		0.66		4	28.90 Entry: 29.31 -0.41
3	 Alicia Story	16		0.77		5	29.00 Entry: 29.14 -0.14
4	 Deotille Viideau	16		0.71		1	27.68 Entry: 27.88 -0.20
5	 Madeleine Wilso	16		0.68		2	28.07 Entry: 28.25 -0.18
6	 Kiri Yamagami	16		0.65		3	28.86 Entry: 29.14 -0.28
7	 Scarlett Botes	16		0.74		8	29.83 Entry: 29.57 +0.26
8	 Brooke Speers	16		0.71		9	30.06 Entry: 29.95 +0.11
9	 Isabella Miller	16		0.59		10	30.84 Entry: 30.68 +0.16